Dial HVAC

RELIABILITY DIALED IN

HVAC/R PARTS & COMPONENTS

CATALOG

FAMILY OWNED SINCE 1964 | PHOENIX, ARIZONA | 800.350.3425

CONTENTS

MOTORS

PSC DIRECT DRIVE BLOWER MOTORS 1
PSC CONDENSER FAN MOTORS 2-3

COMPONENTS

MOTOR RUN CAPACITORS 4-7
DEFINITE PURPOSE CONTACTORS
- PROFESSIONAL SERIES 8-10
- COMMERCIAL SERIES 11-13

RELAYS
- FAN / GENERAL-PURPOSE RELAYS 14
- POWER RELAYS 15
- POTENTIAL RELAYS 16

TRANSFORMERS 17
AC DISCONNECTS
- TOP OPEN DISCONNECTS 18
- SIDE OPEN DISCONNECTS 19

SURGE PROTECTIVE DEVICES
- SURGE PROTECTIVE DEVICE 20
- SURGE-GUARD DISCONNECT 21

EQUIPMENT PADS & PANS
- POLARPAD 22
- POLARPAN 23

PSC DIRECT DRIVE BLOWER MOTORS

OVERVIEW

Dial® direct drive motors are engineered with performance, reliability, and convenience in mind. 100% copper windings improve efficiency, optimize heat dissipation, and provide maximum durability and reliability. In addition, Dial® copper wound motors feature an average service factor greater than 1.0 and can easily handle extra loads beyond the nameplate rating for short periods of time without sustaining damage. This is particularly beneficial during voltages fluctuations. Dial® direct drive motors are backed by a 2-year warranty.

SPECIFICATIONS

- 60°C Ambient
- 60 Hz / Single Phase
- Open Air Over Construction
- Auto Thermal Protection
- NEMA 48 Frame
- 36″ Leads
- UL Recognized

FEATURES

- **Precision Ball Bearings** deliver long-lasting, maintenance-free performance.
- **Heavy-Gauge Rolled Steel Shells** reduce belly band deformation and stator damage.
- **100% Copper Windings** reduce operating temperatures and extend life expectancy.
- **Average Service Factors Exceed 1.0** allowing momentary operation above nameplate rating.
- **2-Year Warranty**

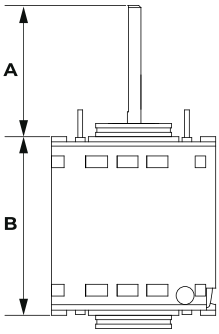

MOTORS

SINGLE HORSEPOWER

Dial No.	HP	Voltage	RPM / Speeds	Rotation	Amps	Required Capacitor	Shaft Diameter	Shell Diameter	Dimension	
									A	B
24583	1/4	115V	1075 / 3	Reversible	3.8	5μF / 370V	0.50″	5.6″	4.43″	4.21″
24584	1/4	208 / 230V	1075 / 3	Reversible	1.8	5μF / 370V	0.50″	5.6″	4.43″	4.21″
24585	1/3	115V	1075 / 3	Reversible	5.0	5μF / 370V	0.50″	5.6″	4.45″	4.47″
24586	1/3	208 / 230V	1075 / 3	Reversible	2.7	5μF / 370V	0.50″	5.6″	4.45″	4.47″
24587	1/2	115V	1075 / 3	Reversible	7.0	10μF / 370V	0.50″	5.6″	4.45″	5.22″
24588	1/2	208 / 230V	1075 / 3	Reversible	3.2	7.5μF / 370V	0.50″	5.6″	4.45″	5.22″
24589	3/4	115V	1075 / 3	Reversible	10.0	15μF / 370V	0.50″	5.6″	4.43″	5.50″
24590	3/4	208 / 230V	1075 / 3	Reversible	4.5	10μF / 370V	0.50″	5.6″	4.43″	5.50″
24595	1	115V	1075 / 3	Reversible	12.6	20μF / 370V	0.50″	5.6″	4.43″	6.10″
24596	1	208 / 230V	1075 / 3	Reversible	5.2	15μF / 370V	0.50″	5.6″	4.43″	6.10″

MULTI-HORSEPOWER

Dial No.	HP	Voltage	RPM / Speeds	Rotation	Amps	Required Capacitor	Shaft Diameter	Shell Diameter	Dimension	
									A	B
24463	1/2 - 1/6	115V	1075 / 4	Reversible	7.0	10μF / 370V	0.50″	5.6″	4.98″	4.84″
24464	1/2 - 1/6	208 / 230V	1075 / 4	Reversible	3.0	10μF / 370V	0.50″	5.6″	4.98″	4.84″
24466	3/4 - 1/5	115V	1075 / 4	Reversible	9 / 7.1	20μF/10μF / 370V	0.50″	5.6″	5.51″	6.10″
24467	3/4 - 1/5	208 / 230V	1075 / 4	Reversible	4.9 / 4.3	20μF / 370V @ 208V 10μF / 370V @ 230V	0.50″	5.6″	5.51″	6.10″

PSC CONDENSER FAN MOTORS

OVERVIEW

Dial® condenser fan motors are engineered with performance, reliability, and convenience in mind. Long 42″ leads ensure every installation goes smoothly. 100% copper windings improve efficiency, optimize heat dissipation, and provide maximum durability and reliability. In addition, Dial® copper wound motors feature an average service factor greater than 1.0 and can easily handle extra loads beyond the nameplate rating for short periods of time without sustaining damage. This is particularly beneficial during voltages fluctuations and temporary restrictions in condenser fins. Dial® condenser fan motors are backed by a 2-year warranty.

SPECIFICATIONS

- 60°C or 70°C Ambient
- 60 Hz / Single Phase
- Totally Enclosed Air Over Construction
- Auto Thermal Protection
- NEMA 48 Frame
- UL Recognized

FEATURES

- **42″ Leads** for trouble-free installation.
- **Weather-Resistant Shells** resist corrosion.
- **Precision Ball Bearings** deliver long-lasting, maintenance-free performance.
- **100% Copper Windings** reduce operating temperatures and extend life expectancy.
- **Average Service Factors Exceed 1.0** allowing momentary operation above nameplate rating.
- **2-Year Warranty**

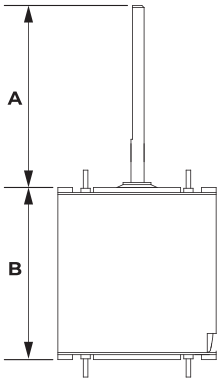

60°C RATED - SINGLE HORSEPOWER

Dial No.	HP	Voltage	RPM / Speeds	Rotation	Amps	Required Capacitor	Shaft Diameter	Shell Diameter	Dimension	
									A	B
24727	1/6	208 / 230V	1075 / 1	Reversible	1.2	5μF / 370	0.50″	5.6″	6.44″	4.25″
24728	1/4	208 / 230V	1075 / 1	Reversible	1.8	5μF / 370	0.50″	5.6″	6.44″	4.25″
24729	1/3	208 / 230V	1075 / 1	Reversible	2.4	7.5μF / 370	0.50″	5.6″	5.89″	4.53″
24730	1/2	208 / 230V	1075 / 1	Reversible	3.2	10μF / 370	0.50″	5.6″	6.44″	5.47″
24731	3/4	208 / 230V	1075 / 1	Reversible	4.4	10μF / 370	0.50″	5.6″	5.50″	5.75″
24403	1/6	208 / 230V	825 / 1	Reversible	1.3	5μF / 370	0.50″	5.6″	5.98″	4.25″
24404	1/4	208 / 230V	825 / 1	Reversible	1.5	7.5μF / 370	0.50″	5.6″	6.0″	4.92″
24405	1/3	208 / 230V	825 / 1	Reversible	2.0	10μF / 370	0.50″	5.6″	6.0″	5.63″

60°C RATED - MULTI-HORSEPOWER

Dial No.	HP	Voltage	RPM / Speeds	Rotation	Amps	Required Capacitor	Shaft Diameter	Shell Diameter	Dimension	
									A	B
24458	1/3 - 1/6	208 / 230V	1075 / 1	Reversible	2.7	5μF / 370	0.50″	5.6″	4.90″	4.53″
24465	1/3 - 1/6	208 / 230V	1075 / 2	Reversible	2.7 / 1.5	7.5μF / 370V @ 208V 5μF / 370V @ 230V	0.50″	5.6″	4.96″	4.53″
24468	1/2 - 1/5	208 / 230V	1075 / 2	Reversible	3.8 / 1.5	12.5μF / 370V @ 208V 10μF / 370V @ 230V	0.50″	5.6″	4.96″	5.31″
24459	1/3 - 1/6	208 / 230V	825 / 1	Reversible	2.1	7.5μF / 370	0.50″	5.6″	4.96″	5.31″
24469	1/3 - 1/6	208 / 230V	825 / 2	Reversible	1.9 / 1.2	10μF / 370V @ 208V 7.5μF / 370V @ 230V	0.50″	5.6″	4.96″	5.31″

PSC CONDENSER FAN MOTORS

70°C RATED - SINGLE HORSEPOWER

Dial No.	HP	Voltage	RPM / Speeds	Rotation	Amps	Required Capacitor	Shaft Diameter	Shell Diameter	Dimension	
									A	B
29727	1/6	208 / 230V	1075 / 1	Reversible	1.2	5μF / 370	0.50″	5.6″	6.44″	4.25″
29728	1/4	208 / 230V	1075 / 1	Reversible	1.8	5μF / 370	0.50″	5.6″	6.44″	4.25″
29729	1/3	208 / 230V	1075 / 1	Reversible	2.4	7.5μF / 370	0.50″	5.6″	5.89″	4.53″
29730	1/2	208 / 230V	1075 / 1	Reversible	3.2	10μF / 370	0.50″	5.6″	6.44″	5.47″
29731	3/4	208 / 230V	1075 / 1	Reversible	4.4	10μF / 370	0.50″	5.6″	5.50″	5.75″
29403	1/6	208 / 230V	825 / 1	Reversible	1.3	5μF / 370	0.50″	5.6″	5.98″	4.25″
29404	1/4	208 / 230V	825 / 1	Reversible	1.5	7.5μF / 370	0.50″	5.6″	6.0″	4.92″
29405	1/3	208 / 230V	825 / 1	Reversible	2.0	10μF / 370	0.50″	5.6″	6.0″	5.63″
29736	1/4	460V	1075 / 1	Reversible	0.8	7.5μF / 370	0.50″	5.6″	6.97″	4.25″
29737	1/3	460V	1075 / 1	Reversible	1.12	7.5μF / 370	0.50″	5.6″	6.97″	5.31″
29738	1/2	460V	1075 / 1	Reversible	1.4	10μF / 370	0.50″	5.6″	6.97″	5.75″
29739	3/4	460V	1075 / 1	Reversible	2.9	10μF / 370	0.50″	5.6″	6.97″	6.10″
29859	1/6	460V	825 / 1	Reversible	TBD	TBD	0.50″	5.6″	TBD	TBD
29880	1/4	460V	825 / 1	Reversible	TBD	TBD	0.50″	5.6″	TBD	TBD
29881	1/3	460V	825 / 1	Reversible	TBD	TBD	0.50″	5.6″	TBD	TBD
29882	1/2	460V	825 / 1	Reversible	TBD	TBD	0.50″	5.6″	TBD	TBD

70°C RATED - MULTI-HORSEPOWER

Dial No.	HP	Voltage	RPM / Speeds	Rotation	Amps	Required Capacitor	Shaft Diameter	Shell Diameter	Dimension	
									A	B
29458	1/3 - 1/6	208 / 230V	1075 / 1	Reversible	2.7	5μF / 370	0.50″	5.6″	4.90″	4.53″
29465	1/3 - 1/6	208 / 230V	1075 / 2	Reversible	2.7 / 1.5	7.5μF / 370V @ 208V 5μF / 370V @ 230V	0.50″	5.6″	4.96″	4.53″
29468	1/2 - 1/5	208 / 230V	1075 / 2	Reversible	3.8 / 1.5	12.5μF / 370V @ 208V 10μF / 370V @ 230V	0.50″	5.6″	4.96″	5.31″
29459	1/3 - 1/6	208 / 230V	825 / 1	Reversible	2.1	7.5μF / 370	0.50″	5.6″	4.96″	5.31″
29469	1/3 - 1/6	208 / 230V	825 / 2	Reversible	1.9 / 1.2	10μF / 370V @ 208V 7.5μF / 370V @ 230V	0.50″	5.6″	4.96″	5.31″

MOTOR RUN CAPACITORS

PROFESSIONAL SERIES

OVERVIEW

Dial® capacitors are manufactured to deliver reliable, consistent performance for split phase HVAC/R motor and compressor applications. Designed to meet EIA-456A performance requirements, they offer an economical solution without compromising quality or durability. Dial® provides a complete range of single and dual ratings in round and oval aluminum cans, engineered for dependable operation and backed by an unmatched 10-year warranty.

SPECIFICATIONS

- EIA-456A, 60,000 h (Operating Life)
- OEM Approved
- -40°C to 70°C Operating Temperature
- 370 / 440V
- UL Recognized / CSA Certified

FEATURES

- **Pressure Sensitive Interrupter** safely disconnects the capacitor in the event of a failure.
- **Non-PCB Oil** fill for safe and environmentally compliant operation.
- **Heavy-Duty Film** for long-life motor-run applications.
- **10-Year Warranty**

370V – ROUND – SINGLE RUN

Dial No.	Microfarad	Voltage	Can Dimensions	
			Height	Diameter
28101	3μF	370V	2.17″	1.57″
28102	4μF	370V	2.17″	1.57″
28103	5μF	370V	2.17″	1.57″
28104	6μF	370V	2.17″	1.57″
28105	7.5μF	370V	2.17″	1.57″
28106	10μF	370V	2.17″	1.77″
28107	12.5μF	370V	2.56″	1.77″
28108	15μF	370V	2.56″	1.77″
28109	16μF	370V	2.56″	1.77″
28110	17.5μF	370V	2.76″	1.97″
28111	20μF	370V	2.56″	1.77″
28112	25μF	370V	2.76″	1.97″
28113	30μF	370V	2.76″	1.97″
28114	35μF	370V	3.15″	1.97″
28115	40μF	370V	3.54″	1.97″
28116	45μF	370V	3.54″	1.97″
28117	50μF	370V	3.94″	1.97″
28118	55μF	370V	4.92″	1.97″
28119	60μF	370V	4.33″	1.97″
28120	65μF	370V	4.92″	2.17″
28121	70μF	370V	4.92″	2.17″
28122	80μF	370V	4.92″	2.36″
28123	100μF	370V	4.92″	2.36″

370V – OVAL – SINGLE RUN

Dial No.	Microfarad	Voltage	Can Dimensions		
			Height	Width	Depth
28401	2μF	370V	2.17″	2.01″	1.22″
28402	3μF	370V	2.17″	2.01″	1.22″
28403	4μF	370V	2.17″	2.01″	1.22″
28404	5μF	370V	2.17″	2.01″	1.22″
28405	6μF	370V	2.17″	2.01″	1.22″
28406	7.5μF	370V	2.17″	2.01″	1.22″
28407	10μF	370V	2.17″	2.01″	1.22″
28408	12.5μF	370V	2.76″	2.01″	1.22″
28409	15μF	370V	2.76″	2.01″	1.22″
28410	17.5μF	370V	2.76″	2.8″	1.77″
28411	20μF	370V	3.15″	2.01″	1.22″
28412	25μF	370V	2.76″	2.8″	1.77″
28413	30μF	370V	3.15″	2.8″	1.77″
28414	35μF	370V	3.54″	2.8″	1.77″
28415	40μF	370V	3.94″	2.8″	1.77″
28416	45μF	370V	3.94″	2.8″	1.77″
28417	50μF	370V	4.33″	2.8″	1.77″
28418	55μF	370V	4.92″	2.8″	1.77″
28419	60μF	370V	4.92″	2.8″	1.77″
28420	65μF	370V	4.92″	2.8″	1.77″
28421	70μF	370V	4.92″	2.8″	1.77″
28422	80μF	370V	4.92″	2.8″	1.77″

440V – ROUND – SINGLE RUN

Dial No.	Microfarad	Voltage	Can Dimensions	
			Height	Diameter
28140	2μF	440V	2.17″	1.57″
28141	3μF	440V	2.17″	1.57″
28142	4μF	440V	2.17″	1.57″
28143	5μF	440V	2.17″	1.57″
28144	6μF	440V	2.17″	1.57″
28145	7.5μF	440V	2.17″	1.57″
28146	10μF	440V	2.17″	1.77″
28147	12.5μF	440V	2.56″	1.77″
28148	15μF	440V	2.56″	1.77″
28149	17.5μF	440V	2.76″	1.97″
28150	20μF	440V	2.76″	1.97″
28151	25μF	440V	2.76″	1.97″

Dial No.	Microfarad	Voltage	Can Dimensions	
			Height	Diameter
28152	30μF	440V	3.15″	1.97″
28153	35μF	440V	3.54″	1.97″
28154	40μF	440V	3.94″	1.97″
28155	45μF	440V	4.33″	1.97″
28156	50μF	440V	4.33″	1.97″
28157	55μF	440V	4.92″	1.97″
28158	60μF	440V	4.92″	1.97″
28159	65μF	440V	4.92″	2.17″
28160	70μF	440V	4.92″	2.17″
28161	80μF	440V	4.92″	2.36″
28162	90μF	440V	4.92″	2.36″

440V – OVAL – SINGLE RUN

Dial No.	Microfarad	Voltage	Can Dimensions		
			Height	Width	Depth
28440	2μF	440V	2.17″	2.01″	1.22″
28441	2.5μF	440V	2.17″	2.01″	1.22″
28442	3μF	440V	2.17″	2.01″	1.22″
28443	4μF	440V	2.17″	2.01″	1.22″
28444	5μF	440V	2.17″	2.01″	1.22″
28445	6μF	440V	2.17″	2.01″	1.22″
28446	7.5μF	440V	2.17″	2.01″	1.22″
28447	10μF	440V	2.76″	2.01″	1.22″
28448	12.5μF	440V	2.76″	2.01″	1.22″
28449	15μF	440V	3.15″	2.01″	1.22″
28450	17.5μF	440V	2.76″	2.8″	1.77″
28451	20μF	440V	2.76″	2.8″	1.77″

Dial No.	Microfarad	Voltage	Can Dimensions		
			Height	Width	Depth
28452	25μF	440V	2.76″	2.8″	1.77″
28453	30μF	440V	3.15″	2.8″	1.77″
28454	35μF	440V	3.54″	2.8″	1.77″
28455	40μF	440V	3.94″	2.8″	1.77″
28456	45μF	440V	3.94″	2.8″	1.77″
28457	50μF	440V	4.33″	2.8″	1.77″
28458	55μF	440V	4.92″	2.8″	1.77″
28459	60μF	440V	4.92″	2.8″	1.77″
28460	65μF	440V	4.92″	2.8″	1.77″
28461	70μF	440V	4.92″	2.8″	1.77″
28462	75μF	440V	4.92″	2.8″	1.77″
28463	80μF	440V	4.92″	2.8″	1.77″

370V – ROUND – DUAL RUN

Dial No.	Microfarad	Voltage	Can Dimensions	
			Height	Diameter
28203	15 / 5μF	370V	2.76″	1.97″
28208	20 / 5μF	370V	2.76″	1.97″
28210	20 / 10μF	370V	3.15″	1.97″
28212	25 / 3μF	370V	3.15″	1.97″
28213	25 / 4μF	370V	3.15″	1.97″
28214	25 / 5μF	370V	3.15″	1.97″
28216	25 / 10μF	370V	3.54″	1.97″
28217	30 / 3μF	370V	3.54″	1.97″
28218	30 / 4μF	370V	3.54″	1.97″
28219	30 / 5μF	370V	3.15″	1.97″
28220	30 / 7.5μF	370V	3.54″	1.97″
28221	30 / 10μF	370V	3.94″	1.97″
28222	35 / 3μF	370V	3.94″	1.97″
28223	35 / 4μF	370V	3.94″	1.97″
28224	35 / 5μF	370V	3.54″	1.97″
28225	35 / 7.5μF	370V	3.94″	1.97″
28226	35 / 10μF	370V	4.33″	1.97″
28227	40 / 3μF	370V	3.94″	1.97″
28228	40 / 4μF	370V	4.33″	1.97″
28229	40 / 5μF	370V	3.54″	1.97″
28230	40 / 7.5μF	370V	4.33″	1.97″
28231	40 / 10μF	370V	4.33″	1.97″
28232	45 / 3μF	370V	4.33″	1.97″
28234	45 / 5μF	370V	3.94″	1.97″

Dial No.	Microfarad	Voltage	Can Dimensions	
			Height	Diameter
28235	45 / 7.5μF	370V	4.92″	1.97″
28236	45 / 10μF	370V	4.92″	1.97″
28237	50 / 3μF	370V	3.94″	1.97″
28238	50 / 5μF	370V	4.92″	1.97″
28239	50 / 7.5μF	370V	4.92″	1.97″
28240	50 / 10μF	370V	4.92″	1.97″
28241	55 / 5μF	370V	4.92″	1.97″
28242	55 / 7.5μF	370V	4.92″	1.97″
28243	55 / 10μF	370V	4.92″	1.97″
28245	60 / 5μF	370V	4.92″	1.97″
28246	60 / 7.5μF	370V	4.92″	2.17″
28247	60 / 10μF	370V	4.92″	2.17″
28248	65 / 5μF	370V	4.92″	2.17″
28249	70 / 5μF	370V	4.92″	2.36″
28250	70 / 7.5μF	370V	4.92″	2.36″
28251	70 / 10μF	370V	4.92″	2.36″
28252	75 / 5μF	370V	4.92″	2.36″
28254	75 / 10μF	370V	4.92″	2.36″
28255	80 / 5μF	370V	4.92″	2.36″
28256	80 / 7.5μF	370V	4.92″	2.36″
28257	80 / 10μF	370V	4.92″	2.36″
28259	85 / 5μF	370V	4.92″	2.36″
28260	85 / 7.5μF	370V	4.92″	2.36″

370V – OVAL – DUAL RUN

Dial No.	Microfarad	Voltage	Can Dimensions		
			Height	Width	Depth
28503	15 / 5μF	370V	2.76″	2.8″	1.77″
28507	20 / 3μF	370V	2.76″	2.8″	1.77″
28508	20 / 4μF	370V	2.76″	2.8″	1.77″
28509	20 / 5μF	370V	3.15″	2.8″	1.77″
28510	20 / 10μF	370V	3.15″	2.8″	1.77″
28511	20 / 15μF	370V	3.54″	2.8″	1.77″
28514	25 / 5μF	370V	3.15″	2.8″	1.77″
28516	25 / 10μF	370V	3.54″	2.8″	1.77″
28518	30 / 3μF	370V	3.54″	2.8″	1.77″
28520	30 / 5μF	370V	3.54″	2.8″	1.77″
28521	30 / 7.5μF	370V	3.54″	2.8″	1.77″
28523	35 / 3μF	370V	3.54″	2.8″	1.77″
28525	35 / 5μF	370V	3.94″	2.8″	1.77″

Dial No.	Microfarad	Voltage	Can Dimensions		
			Height	Width	Depth
28526	35 / 7.5μF	370V	3.94″	2.8″	1.77″
28527	35 / 10μF	370V	3.94″	2.8″	1.77″
28530	40 / 5μF	370V	3.94″	2.8″	1.77″
28531	40 / 7.5μF	370V	4.33″	2.8″	1.77″
28532	45 / 5μF	370V	4.33″	2.8″	1.77″
28533	45 / 7.5μF	370V	4.33″	2.8″	1.77″
28534	45 / 10μF	370V	4.92″	2.8″	1.77″
28535	45 / 15μF	370V	3.94″	2.8″	1.77″
28538	55 / 7.5μF	370V	4.33″	2.8″	1.77″
28540	60 / 7.5μF	370V	4.92″	2.8″	1.77″
28541	60 / 10μF	370V	4.33″	2.8″	1.77″
28543	80 / 5μF	370V	4.92″	2.8″	1.77″
28544	80 / 7.5μF	370V	4.92″	2.8″	1.77″

440V – ROUND – DUAL RUN

Dial No.	Microfarad	Voltage	Can Dimensions	
			Height	Diameter
28301	10 / 5μF	440V	2.76″	1.97″
28302	15 / 5μF	440V	2.76″	1.97″
28304	20 / 5μF	440V	2.76″	1.97″
28305	20 / 7.5μF	440V	3.15″	1.97″
28306	20 / 10μF	440V	3.15″	1.97″
28308	25 / 3μF	440V	3.15″	1.97″
28309	25 / 4μF	440V	3.15″	1.97″
28310	25 / 5μF	440V	3.15″	1.97″
28311	25 / 7.5μF	440V	3.54″	1.97″
28312	25 / 10μF	440V	3.54″	1.97″
28314	30 / 3μF	440V	3.54″	1.97″
28315	30 / 4μF	440V	3.54″	1.97″
28316	30 / 5μF	440V	3.54″	1.97″
28317	30 / 7.5μF	440V	3.54″	1.97″
28318	30 / 10μF	440V	3.94″	1.97″
28319	35 / 3μF	440V	3.94″	1.97″
28320	35 / 4μF	440V	3.94″	1.97″
28321	35 / 5μF	440V	3.94″	1.97″
28322	35 / 6μF	440V	3.94″	1.97″
28323	35 / 7.5μF	440V	3.94″	1.97″
28324	35 / 10μF	440V	4.33″	1.97″
28325	40 / 3μF	440V	3.94″	1.97″
28326	40 / 4μF	440V	4.33″	1.97″
28327	40 / 5μF	440V	4.33″	1.97″
28328	40 / 6μF	440V	4.33″	1.97″
28329	40 / 7.5μF	440V	4.33″	1.97″
28330	40 / 10μF	440V	4.33″	1.97″
28331	45 / 3μF	440V	4.33″	1.97″
28332	45 / 4μF	440V	4.33″	1.97″
28333	45 / 5μF	440V	4.33″	1.97″

Dial No.	Microfarad	Voltage	Can Dimensions	
			Height	Diameter
28335	45 / 6μF	440V	4.92″	1.97″
28336	45 / 7.5μF	440V	4.92″	1.97″
28337	45 / 10μF	440V	4.92″	1.97″
28338	50 / 5μF	440V	4.92″	1.97″
28339	50 / 7.5μF	440V	4.92″	1.97″
21339	50 / 10μF	440V	4.92″	1.97″
28341	55 / 5μF	440V	4.92″	1.97″
28342	55 / 7.5μF	440V	4.92″	2.17″
28343	55 / 10μF	440V	4.92″	2.17″
28344	60 / 3μF	440V	4.92″	2.17″
28345	60 / 5μF	440V	4.92″	2.17″
28346	60 / 7.5μF	440V	4.92″	2.17″
28347	60 / 10μF	440V	4.92″	2.17″
28348	60 / 12μF	440V	4.92″	2.17″
28349	65 / 5μF	440V	4.92″	2.17″
28350	65 / 7.5μF	440V	4.92″	2.17″
28351	65 / 10μF	440V	4.92″	2.17″
28352	70 / 5μF	440V	4.92″	2.36″
28353	70 / 7.5μF	440V	4.92″	2.36″
28354	70 / 10μF	440V	4.92″	2.36″
28355	75 / 5μF	440V	4.92″	2.36″
28356	75 / 7.5μF	440V	4.92″	2.36″
28357	75 / 10μF	440V	4.92″	2.36″
28358	80 / 5μF	440V	4.92″	2.36″
28359	80 / 7.5μF	440V	4.92″	2.36″
28360	80 / 10μF	440V	4.92″	2.36″
28361	85 / 5μF	440V	4.92″	2.36″
28362	85 / 7.5μF	440V	4.92″	2.36″
28363	85 / 10μF	440V	4.92″	2.36″

440V – OVAL – DUAL RUN

Dial No.	Microfarad	Voltage	Can Dimensions		
			Height	Width	Depth
28551	5 / 5μF	440V	2.76″	2.8″	1.77″
28553	10 / 10μF	440V	2.76″	2.8″	1.77″
28554	15 / 4μF	440V	2.76″	2.8″	1.77″
28555	15 / 5μF	440V	2.76″	2.8″	1.77″
28556	20 / 5μF	440V	3.15″	2.8″	1.77″
28557	20 / 15μF	440V	3.54″	2.8″	1.77″
28558	25 / 5μF	440V	3.15″	2.8″	1.77″
28562	30 / 5μF	440V	3.54″	2.8″	1.77″
28564	30 / 10μF	440V	3.94″	2.8″	1.77″
28565	35 / 3μF	440V	3.54″	2.8″	1.77″
28566	35 / 4μF	440V	3.94″	2.8″	1.77″
28567	35 / 5μF	440V	3.94″	2.8″	1.77″
28568	35 / 7.5μF	440V	3.94″	2.8″	1.77″

Dial No.	Microfarad	Voltage	Can Dimensions		
			Height	Width	Depth
28569	35 / 10μF	440V	3.94″	2.8″	1.77″
28570	40 / 3μF	440V	3.94″	2.8″	1.77″
28571	40 / 5μF	440V	3.94″	2.8″	1.77″
28572	40 / 7.5μF	440V	4.33″	2.8″	1.77″
28573	40 / 10μF	440V	4.33″	2.8″	1.77″
28574	45 / 5μF	440V	4.33″	2.8″	1.77″
28575	45 / 7.5μF	440V	4.33″	2.8″	1.77″
28576	50 / 5μF	440V	4.92″	2.8″	1.77″
28578	55 / 5μF	440V	4.92″	2.8″	1.77″
28580	60 / 5μF	440V	4.92″	2.8″	1.77″
28581	60 / 7.5μF	440V	4.92″	2.8″	1.77″
28583	80 / 5μF	440V	4.92″	2.8″	1.77″
28584	80 / 7.5μF	440V	4.92″	2.8″	1.77″

DEFINITE PURPOSE CONTACTORS

PROFESSIONAL SERIES

OVERVIEW

Dial® Professional Series DP contactors offer HVAC service technicians a balance of performance and value. Dial® Professional Series DP contactors feature 100% copper coils that keep operation cooler and ensure consistent, dependable pull-in, silver cadmium oxide contacts that deliver long-lasting durability, and high-conductivity brass and copper hardware that maintains cooler temperatures and supports efficient, reliable performance.

SPECIFICATIONS

- A2L Compliant
- -40°C to 60°C Ambient
- Universal Fitment
- UL Recognized / CSA Certified

FEATURES

- **Silver Cadmium Oxide Contacts** are the most durable contacts available, for long-lasting, reliable performance.
- **100% Copper Coils** reduce operating temperatures and ensure consistent pull-in performance.
- **High-Conductivity** brass and copper hardware maintains cooler operating temperatures.

1 / 1.5 POLES – 20-40 AMP

Dial No.	Poles	Coil Voltage	Termination	Body Type	FLA	LRA				RES	Horsepower Rating			
						@240V	@277V	@480V	@600V		1PH @240V	3PH @277V	3PH @480V	3PH @640V
70121	1.5	24	Box Lug	Standard Body	25	150	150	125	100	35	2	5	7.5	15
70122	1.5	120	Box Lug	Standard Body	25	150	150	125	100	35	2	5	7.5	15
70123	1.5	240	Box Lug	Standard Body	25	150	150	125	100	35	2	5	7.5	15
70131	1.5	24	Box Lug	Standard Body	30	180	180	150	120	40	3	5	10	20
70132	1.5	120	Box Lug	Standard Body	30	180	180	150	120	40	3	5	10	20
70133	1.5	240	Box Lug	Standard Body	30	180	180	150	120	40	3	5	10	20
70136	1.5	24	Screw Type	Standard Body	30	180	180	150	120	40	3	5	10	20
70137	1.5	120	Screw Type	Standard Body	30	180	180	150	120	40	3	5	10	20
70138	1.5	240	Screw Type	Standard Body	30	180	180	150	120	40	3	5	10	20
70141	1.5	24	Box Lug	Standard Body	40	240	240	200	160	50	3	7.5	20	25
70142	1.5	120	Box Lug	Standard Body	40	240	240	200	160	50	3	7.5	20	25
70143	1.5	240	Box Lug	Standard Body	40	240	240	200	160	50	3	7.5	20	25

DEFINITE PURPOSE CONTACTORS

2 POLES – 20-40 AMP

Dial No.	Poles	Coil Voltage	Termination	Body Type	FLA	LRA				RES	Horsepower Rating			
						@240V	@277V	@480V	@600V		1PH @240V	3PH @277V	3PH @480V	3PH @640V
70211	2	24	Box Lug	Standard Body	20	120	120	100	80	30	1.5	3	7.5	7.5
70212	2	120	Box Lug	Standard Body	20	120	120	100	80	30	1.5	3	7.5	7.5
70213	2	240	Box Lug	Standard Body	20	120	120	100	80	30	1.5	3	7.5	7.5
70216	2	24	Screw Type	Standard Body	20	120	120	100	80	30	1.5	3	7.5	7.5
70217	2	120	Screw Type	Standard Body	20	120	120	100	80	30	1.5	3	7.5	7.5
70218	2	240	Screw Type	Standard Body	20	120	120	100	80	30	1.5	3	7.5	7.5
70221	2	24	Box Lug	Standard Body	25	150	150	125	100	35	2	5	7.5	15
70222	2	120	Box Lug	Standard Body	25	150	150	125	100	35	2	5	7.5	15
70223	2	240	Box Lug	Standard Body	25	150	150	125	100	35	2	5	7.5	15
70226	2	24	Screw Type	Standard Body	25	150	150	125	100	35	2	5	7.5	15
70227	2	120	Screw Type	Standard Body	25	150	150	125	100	35	2	5	7.5	15
70228	2	240	Screw Type	Standard Body	25	150	150	125	100	35	2	5	7.5	15
70231	2	24	Box Lug	Standard Body	30	180	180	150	120	40	3	5	10	20
70232	2	120	Box Lug	Standard Body	30	180	180	150	120	40	3	5	10	20
70233	2	240	Box Lug	Standard Body	30	180	180	150	120	40	3	5	10	20
70234	2	277	Box Lug	Standard Body	30	180	180	150	120	40	3	5	10	20
70236	2	24	Screw Type	Standard Body	30	180	180	150	120	40	3	5	10	20
70237	2	120	Screw Type	Standard Body	30	180	180	150	120	40	3	5	10	20
70238	2	240	Screw Type	Standard Body	30	180	180	150	120	40	3	5	10	20
70241	2	24	Box Lug	Standard Body	40	240	240	200	160	50	3	7.5	20	25
70242	2	120	Box Lug	Standard Body	40	240	240	200	160	50	3	7.5	20	25
70243	2	240	Box Lug	Standard Body	40	240	240	200	160	50	3	7.5	20	25
70244	2	277	Box Lug	Standard Body	40	240	240	200	160	50	3	7.5	20	25

3 POLES – 20-40 AMP

Dial No.	Poles	Coil Voltage	Termination	Body Type	FLA	LRA				RES	Horsepower Rating		
						@240V	@277V	@480V	@600V		3PH @277V	3PH @480V	3PH @640V
70321	3	24	Box Lug	Standard Body	25	150	150	125	100	35	5	7.5	15
70322	3	120	Box Lug	Standard Body	25	150	150	125	100	35	5	7.5	15
70323	3	240	Box Lug	Standard Body	25	150	150	125	100	35	5	7.5	15
70331	3	24	Box Lug	Standard Body	30	180	180	150	120	40	5	10	20
70332	3	120	Box Lug	Standard Body	30	180	180	150	120	40	5	10	20
70333	3	240	Box Lug	Standard Body	30	180	180	150	120	40	5	10	20
70334	3	277	Box Lug	Standard Body	30	180	180	150	120	40	5	10	20
70335	3	480	Box Lug	Standard Body	30	180	180	150	120	40	5	10	20
70336	3	24	Screw Type	Standard Body	30	180	180	150	120	40	5	10	20
70337	3	120	Screw Type	Standard Body	30	180	180	150	120	40	5	10	20
70338	3	240	Screw Type	Standard Body	30	180	180	150	120	40	5	10	20
70341	3	24	Box Lug	Standard Body	40	240	240	200	160	50	7.5	20	25
70342	3	120	Box Lug	Standard Body	40	240	240	200	160	50	7.5	20	25
70343	3	240	Box Lug	Standard Body	40	240	240	200	160	50	7.5	20	25
70344	3	277	Box Lug	Standard Body	40	240	240	200	160	50	7.5	20	25
70345	3	480	Box Lug	Standard Body	40	240	240	200	160	50	7.5	20	25

DEFINITE PURPOSE CONTACTORS

4 POLES – 20-40 AMP

Dial No.	Poles	Coil Voltage	Termination	Body Type	FLA	LRA				RES	Horsepower Rating			
						@240V	@277V	@480V	@600V		1PH @240V	3PH @277V	3PH @480V	3PH @640V
70431	4	24	Box Lug	Standard Body	30	180	180	150	120	40	3	5	10	20
70432	4	120	Box Lug	Standard Body	30	180	180	150	120	40	3	5	10	20
70433	4	240	Box Lug	Standard Body	30	180	180	150	120	40	3	5	10	20
70435	4	480	Box Lug	Standard Body	30	180	180	150	120	40	3	5	10	20
70441	4	24	Box Lug	Standard Body	40	240	240	200	160	50	3	7.5	20	25
70442	4	120	Box Lug	Standard Body	40	240	240	200	160	50	3	7.5	20	25
70443	4	240	Box Lug	Standard Body	40	240	240	200	160	50	3	7.5	20	25
70445	4	480	Box Lug	Standard Body	40	240	240	200	160	50	3	7.5	20	25

3 POLES – 50-60 AMP

Dial No.	Poles	Coil Voltage	Termination	Body Type	FLA	LRA				RES	Horsepower Rating		
						@240V	@277V	@480V	@600V		3PH @277V	3PH @480V	3PH @640V
70351	3	24	Box Lug	Standard Body	50	300	240	240	200	65	7.5	25	25
70352	3	120	Box Lug	Standard Body	50	300	240	240	200	65	7.5	25	25
70353	3	240	Box Lug	Standard Body	50	300	240	240	200	65	7.5	25	25
70355	3	480	Box Lug	Standard Body	50	300	240	240	200	65	7.5	25	25
70361	3	24	Box Lug	Standard Body	60	360	240	300	240	75	15	30	30
70362	3	120	Box Lug	Standard Body	60	360	240	300	240	75	15	30	30
70363	3	240	Box Lug	Standard Body	60	360	240	300	240	75	15	30	30
70365	3	480	Box Lug	Standard Body	60	360	240	300	240	75	15	30	30

3 POLES – 75-90 AMP

Dial No.	Poles	Coil Voltage	Termination	Body Type	FLA	LRA			RES	Horsepower Rating		
						@240V	@277V	@480V		3PH @277V	3PH @480V	3PH @640V
70371	3	24	Box Lug	Standard Body	75	450	300	300	90	15	40	50
70372	3	120	Box Lug	Standard Body	75	450	300	300	90	15	40	50
70373	3	240	Box Lug	Standard Body	75	450	300	300	90	15	40	50
70391	3	24	Box Lug	Standard Body	90	540	360	360	120	20	50	60
70392	3	120	Box Lug	Standard Body	90	540	360	360	120	20	50	60
70393	3	240	Box Lug	Standard Body	90	540	360	360	120	20	50	60

DEFINITE PURPOSE CONTACTORS



OVERVIEW

Dial® Commercial Series DP contactors are engineered for optimum performance and durability making them the ideal choice for demanding commercial refrigeration, commercial HVAC, and other high-duty applications, requiring up to 250,000 electrical cycles and 1,000,000 mechanical cycles. OEM-grade silver cadmium oxide contacts, thermoset molded bodies, and fully shrouded magnets provide long-lasting, reliable performance, while 100% copper coils and high-conductivity hardware maintain cooler operation and consistent pull-in performance.

SPECIFICATIONS

- ARI 780 / 790
- A2L Compliant
- -40°C to 60°C Ambient
- Universal Fitment
- UL Recognized / CSA Certified

FEATURES

- **OEM-Grade Silver Cadmium Oxide Contacts** are the most durable contacts available, for long-lasting, reliable performance.
- **Thermoset Molded Bodies** are stronger than thermoplastic and resist warpage caused by heat generated in maximum current applications.
- **Fully Shrouded Magnets** help prevent damage from contaminants and insect penetration.
- **100% Copper Coils** reduce operating temperatures and ensure consistent pull-in performance.
- **High-Conductivity** brass and copper hardware maintains cooler operating temperatures.

1 / 1.5 POLES – 20-40 AMP

Dial No.	Poles	Coil Voltage	Termination	Body Type	FLA	LRA				RES	Horsepower Rating			
						@240V	@277V	@480V	@600V		1PH @240V	3PH @277V	3PH @480V	3PH @640V
72121	1.5	24	Box Lug	Standard Body	25	150	150	125	100	35	2	5	7.5	15
72122	1.5	120	Box Lug	Standard Body	25	150	150	125	100	35	2	5	7.5	15
72123	1.5	240	Box Lug	Standard Body	25	150	150	125	100	35	2	5	7.5	15
72131	1.5	24	Box Lug	Standard Body	30	180	180	150	120	40	3	5	10	20
72132	1.5	120	Box Lug	Standard Body	30	180	180	150	120	40	3	5	10	20
72133	1.5	240	Box Lug	Standard Body	30	180	180	150	120	40	3	5	10	20
72136	1.5	24	Screw Type	Standard Body	30	180	180	150	120	40	3	5	10	20
72137	1.5	120	Screw Type	Standard Body	30	180	180	150	120	40	3	5	10	20
72138	1.5	240	Screw Type	Standard Body	30	180	180	150	120	40	3	5	10	20
72141	1.5	24	Box Lug	Standard Body	40	240	240	200	160	50	3	7.5	20	25
72142	1.5	120	Box Lug	Standard Body	40	240	240	200	160	50	3	7.5	20	25
72143	1.5	240	Box Lug	Standard Body	40	240	240	200	160	50	3	7.5	20	25

DEFINITE PURPOSE CONTACTORS

2 POLES – 20-40 AMP

Dial No.	Poles	Coil Voltage	Termination	Body Type	FLA	LRA				RES	Horsepower Rating			
						@240V	@277V	@480V	@600V		1PH @240V	3PH @277V	3PH @480V	3PH @640V
72221	2	24	Box Lug	Standard Body	25	150	150	125	100	35	2	5	7.5	15
72222	2	120	Box Lug	Standard Body	25	150	150	125	100	35	2	5	7.5	15
72223	2	240	Box Lug	Standard Body	25	150	150	125	100	35	2	5	7.5	15
72231	2	24	Box Lug	Standard Body	30	180	180	150	120	40	3	5	10	20
72232	2	120	Box Lug	Standard Body	30	180	180	150	120	40	3	5	10	20
72233	2	240	Box Lug	Standard Body	30	180	180	150	120	40	3	5	10	20
72236	2	24	Screw Type	Standard Body	30	180	180	150	120	40	3	5	10	20
72237	2	120	Screw Type	Standard Body	30	180	180	150	120	40	3	5	10	20
72238	2	240	Screw Type	Standard Body	30	180	180	150	120	40	3	5	10	20
72281	2	24	Box Lug	Large Body	30	180	180	150	120	40	3	5	10	20
72282	2	120	Box Lug	Large Body	30	180	180	150	120	40	3	5	10	20
72283	2	240	Box Lug	Large Body	30	180	180	150	120	40	3	5	10	20
72241	2	24	Box Lug	Standard Body	40	240	240	200	160	50	3	7.5	20	25
72242	2	120	Box Lug	Standard Body	40	240	240	200	160	50	3	7.5	20	25
72243	2	240	Box Lug	Standard Body	40	240	240	200	160	50	3	7.5	20	25
72291	2	24	Box Lug	Large Body	40	240	240	200	160	50	3	7.5	20	25
72292	2	120	Box Lug	Large Body	40	240	240	200	160	50	3	7.5	20	25
72293	2	240	Box Lug	Large Body	40	240	240	200	160	50	3	7.5	20	25

3 POLES – 20-40 AMP

Dial No.	Poles	Coil Voltage	Termination	Body Type	FLA	LRA				RES	Horsepower Rating			
						@240V	@277V	@480V	@600V		1PH @240V	3PH @277V	3PH @480V	3PH @640V
72331	3	24	Box Lug	Standard Body	30	180	180	150	120	40	3	5	10	20
72332	3	120	Box Lug	Standard Body	30	180	180	150	120	40	3	5	10	20
72333	3	240	Box Lug	Standard Body	30	180	180	150	120	40	3	5	10	20
72336	3	24	Screw Type	Standard Body	30	180	180	150	120	40	3	5	10	20
72337	3	120	Screw Type	Standard Body	30	180	180	150	120	40	3	5	10	20
72338	3	240	Screw Type	Standard Body	30	180	180	150	120	40	3	5	10	20
72341	3	24	Box Lug	Standard Body	40	240	240	200	160	50	3	7.5	20	25
72342	3	120	Box Lug	Standard Body	40	240	240	200	160	50	3	7.5	20	25
72343	3	240	Box Lug	Standard Body	40	240	240	200	160	50	3	7.5	20	25

4 POLES – 20-40 AMP

Dial No.	Poles	Coil Voltage	Termination	Body Type	FLA	LRA				RES	Horsepower Rating			
						@240V	@277V	@480V	@600V		1PH @240V	3PH @277V	3PH @480V	3PH @640V
72431	4	24	Box Lug	Standard Body	30	180	180	150	120	40	3	5	10	20
72432	4	120	Box Lug	Standard Body	30	180	180	150	120	40	3	5	10	20
72433	4	240	Box Lug	Standard Body	30	180	180	150	120	40	3	5	10	20
72441	4	24	Box Lug	Standard Body	40	240	240	200	160	50	3	7.5	20	25
72442	4	120	Box Lug	Standard Body	40	240	240	200	160	50	3	7.5	20	25
72443	4	240	Box Lug	Standard Body	40	240	240	200	160	50	3	7.5	20	25

3 POLES – 50-60 AMP

Dial No.	Poles	Coil Voltage	Termination	Body Type	FLA	LRA				RES	Horsepower Rating		
						@240V	@277V	@480V	@600V		3PH @277V	3PH @480V	3PH @640V
72351	3	24	Box Lug	Standard Body	50	300	300	250	200	65	7.5	25	25
72352	3	120	Box Lug	Standard Body	50	300	300	250	200	65	7.5	25	25
72353	3	240	Box Lug	Standard Body	50	300	300	250	200	65	7.5	25	25
72361	3	24	Box Lug	Standard Body	60	360	360	250	240	75	15	30	30
72362	3	120	Box Lug	Standard Body	60	360	360	250	240	75	15	30	30
72363	3	240	Box Lug	Standard Body	60	360	360	250	240	75	15	30	30

3 POLES – 75-90 AMP

Dial No.	Poles	Coil Voltage	Termination	Body Type	FLA	LRA				RES	Horsepower Rating		
						@240V	@277V	@480V	@600V		3PH @277V	3PH @480V	3PH @640V
72371	3	24	Box Lug	Standard Body	75	450	450	375	300	90	15	40	50
72372	3	120	Box Lug	Standard Body	75	450	450	375	300	90	15	40	50
72373	3	240	Box Lug	Standard Body	75	450	450	375	300	90	15	40	50
72391	3	24	Box Lug	Standard Body	90	540	540	375	360	120	20	50	60
72392	3	120	Box Lug	Standard Body	90	540	540	375	360	120	20	50	60
72393	3	240	Box Lug	Standard Body	90	540	540	375	360	120	20	50	60

FAN / GENERAL-PURPOSE RELAYS

OVERVIEW

Dial® General Purpose and Fan Relays are the everyday workhorses of HVAC control circuits, built to handle blower motors, fan cycling, and light duty switching with consistent reliability. High-conductivity copper and brass terminals minimize heat and voltage drop, while silver alloy contacts deliver long electrical life and stable switching performance. 100% copper coils ensure consistent pull-in and reduced operating temperatures, even in demanding applications.

SPECIFICATIONS

- A2L Compliant
- -40°C to 60°C Ambient
- 24V / 120V / 240V Coil Options
- SPST (NO, NO+NC) / SPDT Contact Options
- Panel Mount Steel Bracket
- UL Recognized / CSA Certified

FEATURES

- **High-Conductivity** copper and brass terminals reduce heat and minimize voltage drop.
- **Silver Alloy Contacts** provide long electrical life and stable switching.
- **100% Copper Coils** ensure consistent pull-in performance and reduced operating temperatures.
- **Universal Mounting Bracket** fits most air handlers and furnaces.
- **Open Frame Design** improves heat dissipation in tight control cabinets.

FAN / GENERAL PURPOSE APPLICATIONS

Dial No.	Contact Form	Coil Voltage	Amperage	Mounting Style	Connection Type		Construction
					Primary	Secondary	
79290	SPST NO	24V	16A	Panel Mount	Quick Connect	Quick Connect	Molded
79291	SPST NO	120V	16A	Panel Mount	Quick Connect	Quick Connect	Molded
79292	SPST NO	240V	16A	Panel Mount	Quick Connect	Quick Connect	Molded
79293	SPDT	24V	16A	Panel Mount	Quick Connect	Quick Connect	Molded
79294	SPDT	120V	16A	Panel Mount	Quick Connect	Quick Connect	Molded
79295	SPDT	240V	16A	Panel Mount	Quick Connect	Quick Connect	Molded
79360	SPST NO	24V	18A	Panel Mount	Quick Connect	Quick Connect	Molded
79362	SPST NO	120V	18A	Panel Mount	Quick Connect	Quick Connect	Molded
79364	SPST NO	240V	18A	Panel Mount	Quick Connect	Quick Connect	Molded
79370	SPDT	24V	18A	Panel Mount	Quick Connect	Quick Connect	Molded
79372	SPDT	120V	18A	Panel Mount	Quick Connect	Quick Connect	Molded
79374	SPDT	240V	18A	Panel Mount	Quick Connect	Quick Connect	Molded
79380	SPST NO+NC	24V	18A	Panel Mount	Quick Connect	Quick Connect	Molded
79382	SPST NO+NC	120V	18A	Panel Mount	Quick Connect	Quick Connect	Molded
79384	SPST NO+NC	240V	18A	Panel Mount	Quick Connect	Quick Connect	Molded

POWER RELAYS

OVERVIEW

Dial® Power Relays are designed for heavier loads and multi circuit control, giving you stable switching performance in demanding commercial and residential applications. The reinforced thermoset bodies resist heat and vibration, while heavy-duty silver cadmium oxide contacts support reliable high-load switching in equipment that cycles frequently.

SPECIFICATIONS

- A2L Compliant
- 25A Resistive / 15A Inductive @ 277 VAC
- 24V / 120V / 240V Coil Options
- DPDT and SPDT Contact Options
- Panel Mount Steel Bracket
- UL Recognized / CSA Certified

FEATURES

- **Heavy-Duty Silver Cadmium Oxide Contacts** for high load switching, delivering reliable performance under frequent cycling.
- **Reinforced Thermoset Bodies** resist heat and vibration.
- **Fully Shrouded Coils** reduce environmental contamination, improving long-term reliability.
- **High Conductivity** terminals maintain cooler operating temperatures.
- **Universal Mounting Footprint** for easy installation and compatibility across a wide range of equipment.

POWER SWITCHING APPLICATIONS

Dial No.	Contact Form	Coil Voltage	Amps @ 277V		Coil Voltage Thresholds			Mounting Style	Connection	Construction
			Resistive	Inductive	Pick-Up	Hold	Drop-Out			
79340	DPDT	24V	25A	15A	<=19.2VAC	19.2VAC	>=4.8VAC	Panel Mount	Quick Connect	Open
79341	DPDT	120V	25A	15A	<=96VAC	96VAC	>=24VAC	Panel Mount	Quick Connect	Open
79342	DPDT	240V	25A	15A	<=192VAC	192VAC	>=38.4VAC	Panel Mount	Quick Connect	Open
79343	SPDT	24V	25A	15A	<=19.2VAC	19.2VAC	>=4.8VAC	Panel Mount	Quick Connect	Open
79344	SPDT	120V	25A	15A	<=96VAC	96VAC	>=24VAC	Panel Mount	Quick Connect	Open
79345	SPDT	240V	25A	15A	<=192VAC	192VAC	>=38.4VAC	Panel Mount	Quick Connect	Open

POTENTIAL RELAYS

OVERVIEW

Dial® Potential Relays provide precise start control for compressors and motors, using tightly wound sensing coils to deliver accurate pickup and dropout performance with consistent reliability. High-durability contacts are engineered to withstand repeated cycling. A steel mounting plate provides a rigid, vibration-resistant installation, maintaining stability and protecting the relay in demanding HVAC environments.

SPECIFICATIONS

- A2L Compliant
- 35A Contact Rating
- 1/3 HP Rating
- Panel Mount Steel Bracket
- Coil Connection via Wire Leads
- Open-Frame Construction

FEATURES

- **Precision Wound Sensing Coils** ensure accurate and consistent pickup and dropout voltage ranges for reliable motor starting performance.
- **Steel Mounting Plate** provides rigid, vibration resistant installation.
- **High Durability Contacts** are built to withstand repeated compressor starts, delivering long-lasting, dependable operation under frequent cycling conditions.
- **Quick Connect or Screw Terminal** configurations are available by model, providing easy installation and reliable connections.

MOTOR START APPLICATIONS

Dial No.	Contact Rating	HP Rating	Coil Voltage Thresholds			Mounting Style	Coil Connection	Contact Terminal	Construction
			Pick-Up	Hold	Drop-Out				
79063	35A	1/3 HP	139–153V	170V	55V	Panel Mount	Wire Leads	Quick Connect	Open
79064	35A	1/3 HP	260–275V	395V	120V	Panel Mount	Wire Leads	Quick Connect	Open
79065	35A	1/3 HP	168–182V	332V	90V	Panel Mount	Wire Leads	Screw	Open
79066	35A	1/3 HP	215–225V	395V	120V	Panel Mount	Wire Leads	Screw	Open
79067	35A	1/3 HP	295–315V	420V	125V	Panel Mount	Wire Leads	Screw	Open
79068	35A	1/3 HP	325–345V	502V	135V	Panel Mount	Wire Leads	Screw	Open
79069	35A	1/3 HP	180–195V	336V	105V	Panel Mount	Wire Leads	Screw	Open
79071	35A	1/3 HP	212–232V	420V	121V	Panel Mount	Wire Leads	Screw	Open

TRANSFORMERS



OVERVIEW

Dial® Control Transformers deliver stable low voltage power for furnaces, air handlers, condensers, and packaged units. Heavy-duty laminated steel cores ensure stable voltage under load, while reinforced copper windings offer long-term thermal durability. Multiple primary voltage taps provide flexibility for universal replacement applications. Built for reliability in demanding field conditions, these transformers provide clean, consistent output and durable construction for long service life.

SPECIFICATIONS

- A2L Compliant
- -40°C to 60°C Ambient
- 50/60 Hz Operation
- Open-Frame Construction
- Primary Taps: 120/208/240/277 VAC
- UL Recognized / CSA Certified

FEATURES

- **Heavy-Duty Laminated Steel Cores** ensure stable voltage.
- **Reinforced Copper Windings** provide long term thermal durability.
- **Integrated Primary Fuse Protection** on select models safeguards connected equipment.
- **Multiple Primary Voltage Taps** provide flexibility and support universal replacement applications.
- **Color-Coded Leads** simplify installation and reduce wiring errors.
- **Open-Frame and Foot Mount** options ensure compatibility with a wide range of OEM equipment.

CLASS 2 – HVAC CONTROL APPLICATIONS

Dial No.	Voltages		VA Rating	Fused	Circuit Breaker	Mounting Style	Connection Type		Construction	Dimensions	
	Input	Output					Primary	Secondary		Width	Height
70701	120	24	40	No	No	Foot Mount	Wire Leads	Wire Leads	Open	2.15″	2.24″
70711	120/208/240	24	20	No	No	Foot Mount	Wire Leads	Wire Leads	Open	2″	2″
70712	120/208/240	24	40	No	No	Foot Mount	Wire Leads	Wire Leads	Open	2.15″	2.24″
70713	120/208/240	24	40	No	No	Foot Mount	Wire Leads	Wire Leads	Encapsulated	2.2″	2.3″
70714	120/208/240	24	40	Yes	Yes	Foot Mount	Wire Leads	Wire Leads	Encapsulated	2.3″	2.4″
70715	120/208/240	24	50	No	No	Foot Mount	Wire Leads	Wire Leads	Open	2.3″	2.5″
70716	120/208/240	24	60	No	No	Foot Mount	Wire Leads	Wire Leads	Open	2.4″	2.6″
70717	120/208/240	24/12/2	40	No	No	Foot Mount	Wire Leads	Wire Leads	Open	2.2″	2.3″
70721	120/208/240/480	24	50	Yes	Yes	Foot Mount	Wire Leads	Wire Leads	Open	2.3″	2.5″
70722	120/208/240/480	24	75	Yes	Yes	Foot Mount	Wire Leads	Wire Leads	Open	2.5″	2.7″
70723	120/240/480	24	75	Yes	Yes	Foot Mount	Wire Leads	Wire Leads	Encapsulated	2.6″	2.8″
70724	120/208/240/480	24	100	Yes	Yes	Foot Mount	Wire Leads	Wire Leads	Open	2.8″	3″
70731	120/208/240/575	24	65	No	No	Foot Mount	Wire Leads	Wire Leads	Open	2.5″	2.7″
70741	208/240	24	40	No	No	Foot Mount	Wire Leads	Wire Leads	Open	2.15″	2.24″
70742	277	24	40	No	No	Foot Mount	Wire Leads	Wire Leads	Open	2.15″	2.24″
70751	120	24	40	No	No	Multi-Mount	Wire Leads	Wire Leads	Open	2.15″	2.24″
70752	120	24	40	No	No	Multi-Mount Plate	Wire Leads	Wire Leads	Open	2.15″	2.24″
70761	120/208/240	24	40	No	No	Multi-Mount	Wire Leads	Wire Leads	Open	2.15″	2.24″
70762	120/208/240	24	50	No	No	Multi-Mount	Wire Leads	Wire Leads	Open	2.3″	2.5″
70763	120/208/240	24/12/2	48	No	No	Multi-Mount	Wire Leads	Wire Leads	Open	2.3″	2.5″
70771	120/208/240/480	24	75	Yes	Yes	Multi-Mount	Wire Leads	Wire Leads	Encapsulated	2.5″	2.7″
70781	208/240	24	40	No	No	Multi-Mount	Wire Leads	Wire Leads	Open	2.15″	2.24″
70782	208/240/480	24/120	100	Yes	Yes	Multi-Mount	Wire Leads	Wire Leads	Encapsulated	2.8″	3″

AC DISCONNECTS — TOP OPEN

OVERVIEW

Dial® Top Open Metallic AC Disconnects are designed for fast, reliable installation in applications where space on either side of the box is limited. The cover and internal composite shield can be removed without tools, enabling quick, hassle-free access for inspection and service. Plated copper hardware ensures smooth operation, optimal conductivity, and long-term corrosion resistance. The NEMA 3R rain and sleet resistant powder-coated steel enclosure protects against rust and corrosion.

SPECIFICATIONS

- 120/240V / Single Phase
- 30A and 60A Ratings
- NEMA 3R Metallic Enclosure
- Copper and Aluminum Wire Compatible
- cULus Listed

FEATURES

- **Easy Access Design**—cover and internal composite shield can be removed without tools.
- **Plated Copper Hardware** resists corrosion and ensures optimal conductivity and smooth operation.
- **Powder-Coated Galvanized Steel** enclosure resists corrosion and rust.
- **6 Multi-Size Knockouts** on 4 sides provide flexible installation options.

TOP OPEN AC DISCONNECTS

Dial No.	Description	Dimensions			Quantity
		Height	Width	Depth	
76110	60A Non-Fusible Disconnect	7.5″	5.2″	2.4″	10
76120	30A Fusible Disconnect	8.8″	5.2″	2.4″	10
76130	60A Fusible Disconnect	8.8″	5.2″	2.4″	10

AC DISCONNECTS — SIDE OPEN

OVERVIEW

Dial® Side Open Metallic AC Disconnects are designed for fast, reliable installation in applications where space above the box is limited. Reversible door hinges minimize fitment issues, while the wide-swing door (greater than 180°) provides easy access to internal connections. Fusible models include LED indicators that clearly illuminate when a fuse is missing or blown. The NEMA 3R rain and sleet resistant powder-coated steel enclosure protects against rust and corrosion.

SPECIFICATIONS

- 120/240V / Single Phase
- 30A and 60A Ratings
- NEMA 3R Metallic Enclosure
- Copper and Aluminum Wire Compatible
- cULus Listed

FEATURES

- **Reversible Door Hinges** reduce installation fitment problems.
- **Wide Swing Door** (greater than 180°) provides easy access to connections, simplifying installation and service in tight spaces.
- **LED Indicators** illuminate when a fuse is missing or blown for at-a-glance fuse status (fusible models only).
- **Plated Copper Hardware** resists corrosion and ensures optimal conductivity and smooth operation.
- **Powder-Coated Galvanized Steel** enclosure resists corrosion and rust.

SIDE OPEN AC DISCONNECTS

Dial No.	Description	Dimensions			Quantity
		Height	Width	Depth	
76115	60A Non-Fusible Disconnect	7.5″	5″	2.6″	10
76125	30A Fusible Disconnect	8.6″	5.2″	2.9″	10
76135	60A Fusible Disconnect	8.6″	5.2″	2.9″	10

SURGE PROTECTIVE DEVICE



OVERVIEW

Dial® Compact Surge Protective Device protects the electronics of today's modern HVAC equipment from power spikes, surges, and transients that can cause damage to sensors, control boards, and ECMs. The thermally protected MOV with gas discharge tube technology provides long term equipment protection and is backed by a limited lifetime warranty.

SPECIFICATIONS

- 120/240V / Single Phase
- 25kA Max Discharge Current
- 10kA Nominal Discharge Current
- 200kA Short Circuit Current
- NEMA 4 Rated Enclosure
- UL 1499 Listed / cULus Listed

FEATURES

- **Gas Discharge Tube** technology provides long life.
- **Thermally Protected MOV** is safe.
- **LED Indicator** provides visual status of the SPD.
- **Compact Size** is easy to fit in tight spaces and unobtrusive.
- **Limited Lifetime Warranty** on the SPD.
- **5 year / $7,500** connected equipment warranty.

COMPACT SURGE PROTECTION

Dial No.	Description	Dimensions		
		Height	Width	Depth
73021	Split-Phase Surge Protective Device (SPD) - 25kA	1.4″	1.5″	2.5″

SURGE-GUARD DISCONNECT

OVERVIEW

Dial® 60A Non-Fusible Surge-Guard Disconnect features an easy-to-use pullout with integrated surge protection, making installation as simple as a traditional disconnect. The pullout can be easily disconnected and reinstalled during routine service calls. Housed in a NEMA 3R rain and sleet resistant enclosure, LED indicators are visible through the front window, providing clear, at-a-glance confirmation of surge protection device (SPD) status without opening the enclosure.

SPECIFICATIONS

- 60A Non-Fusible
- 240V / Single Phase
- NEMA 3R Metallic Enclosure
- 25kA SCCR Rating
- 10kA Nominal Discharge Current
- UL / UL1449 Listed

FEATURES

- **Integrated Type-2 SPD** contained within the pullout.
- **Fully Protected Internal SPD** housed safely inside the disconnect.
- **Standard Installation**—installs like a traditional AC disconnect.
- **No Additional Wiring Required** for SPD functionality.
- **Red/green LED Indicators** provide clear, at-a-glance SPD status.
- **Anti-UV Powder-Coated Steel** side-open enclosure.

60A NON-FUSIBLE SURGE-GUARD

Dial No.	Description	Dimensions			Quantity
		Height	Width	Depth	
76140	60A Non-Fusible Disconnect with Type-2 Surge Protection in the Pullout	8.4″	5″	3″	6
76141	Replacement 60A Non-Fusible Surge Protection Pullout	–	–	–	–

POLARPAD



OVERVIEW

PolarPad™ by DuraPlas is a durable, lightweight polyethylene base for HVAC and other light, ground-supported equipment. Injection molded with uniform underside ribbing for strength, it features a textured top and rounded edges that deliver a clean, concrete-like appearance. Ideal for air conditioning condensers, heat pumps, and pool filters, the PolarPad should be fully supported and installed on compacted soil, gravel, or a hard surface for optimal performance.

SPECIFICATIONS

- Supports Over 40 lbs Per SQ. FT.
- Injection-Molded Polyethylene
- Reinforced with Uniform Ribbing
- Inset Bottom Reduces Shifting
- Designed for Full Bottom Support
- Pad Size Molded into Sides

FEATURES

- **Lightweight Design** allows for easy, one-person installation with no additional equipment required.
- **Textured, Slip-Resistant Surface** with a self-leveling design.
- **UV, Weather, and Chemical Resistant,** including oils, refrigerants, and canine urine.
- **Engineered for Strength and Durability** with resistance to impact, cracking, and warping.

POLARPAD™

Dial No.	Dimensions			Weight	Max. Load*	Color
	Width	Length	Height	lbs	lbs	
84210	18″	38″	3″	8.9	1250	Black
84310	18″	38″	3″	8.9	1250	Gray
84220	24″	24″	2″	6	1210	Black
84320	24″	24″	2″	6	1210	Gray
84221	24″	24″	3″	7.4	1260	Black
84321	24″	24″	3″	7.4	1260	Gray
84222	24″	36″	3″	11	1300	Black
84322	24″	36″	3″	11	1300	Gray
84223	24″	48″	3″	13.6	1400	Black
84323	24″	48″	3″	13.6	1400	Gray
84230	30″	30″	2″	8.6	1250	Black
84330	30″	30″	2″	8.6	1250	Gray
84231	30″	30″	3″	12.4	1300	Black
84331	30″	30″	3″	12.4	1300	Gray
84232	30″	40″	3″	16.2	1700	Black
84332	30″	40″	3″	16.2	1700	Gray
84233	32″	32″	2″	9.7	1480	Black
84333	32″	32″	2″	9.7	1480	Gray
84234	32″	32″	3″	13	1440	Black
84334	32″	32″	3″	13	1440	Gray

Dial No.	Dimensions			Weight	Max. Load*	Color
	Width	Length	Height	lbs	lbs	
84235	36″	36″	2″	12.3	1540	Black
84335	36″	36″	2″	12.3	1540	Gray
84236	36″	36″	3″	16.1	1500	Black
84336	36″	36″	3″	16.1	1500	Gray
84237	36″	48″	3″	21.2	1850	Black
84337	36″	48″	3″	21.2	1850	Gray
84238	36″	54″	3″	26	1720	Black
84338	36″	54″	3″	26	1720	Gray
84239	38″	42″	3″	18.2	1700	Black
84339	38″	42″	3″	18.2	1700	Gray
84240	40″	40″	3″	18	1710	Black
84340	40″	40″	3″	18	1710	Gray
84241	45″	58″	3″	36.5	2050	Black
84341	45″	58″	3″	36.5	2050	Gray
84242	48″	48″	3″	32	1900	Black
84342	48″	48″	3″	32	1900	Gray
84250	52″	52″	3″	37.5	2100	Black
84350	52″	52″	3″	37.5	2100	Gray

*LOAD SHOULD BE DISTRIBUTED EVENLY ACROSS PAD SURFACE TO GIVE MAXIMUM ALLOWABLE LOAD RATING.

POLARPAN



OVERVIEW

The PolarPan™ Heavy Duty HVAC Pan by DuraPlas is a durable, rust and leak-proof replacement for metal drain pans, made from lightweight high-density polyethylene (HDPE). Uniform underside ribbing ensures the pan stays flat and stable during installation. Pre-installed, pre-plumbed fittings adjust easily for long or short setups, allowing faster, cleaner, and more reliable installations.

SPECIFICATIONS

- High-Density Polyethylene (HDPE)
- Temperature Resistant
- Drain Ports on Long and Short Sides
- Uniform Underside Ribbing Keeps Pan Flat
- Reinforced Sides, Corners, and Strap Areas
- Resists Cracking, Breaking, and Warping

FEATURES

- **Rust-Proof** high-density polyethylene (HDPE) provides a durable alternative to metal drain pans.
- **Pre-Installed Drain Port Fittings** on both long and short sides.
- **Reinforced** sides, corners, and uniform ribbed underside for stability and long-lasting performance.
- **Engineered for Strength and Durability** with resistance to impact, cracking, and warping.

POLARPAN™

Dial No.	Dimensions			Weight	Color
	Width	Length	Height	lbs	
84263	36″	36″	3.5″	11.3	Silver
84266	64″	32″	3.5″	17.8	Silver
84267	72″	32″	3.5″	19.8	Silver
84261	30″	30″	3.5″	7.9	Silver
84262	32″	42″	3.5″	11.5	Silver

Dial®
HVAC

DIAL MANUFACTURING, INC.
430 N 47TH AVE, PHOENIX, AZ 85043

P: 800-350-3425